

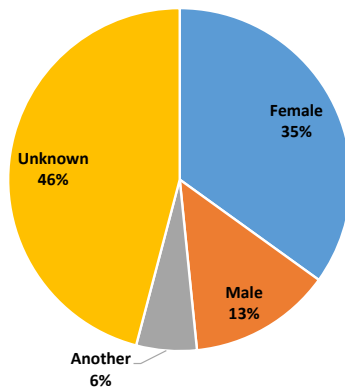
Fall 2025 Graduate Enrollment - Naropa University

Students registered for .5 or more credit hours for the Fall 2024 semester, per census data extracted from Ellucian Colleague on 09.09.2025

Graduate Programs by Gender

	Female	Male	Another	Unknown	Total
Clinical Mental Health Counseling (all)	200	70	33	254	557
<i>Mindfulness-Based Transpersonal Counseling 42.2803</i>	26	20	4	47	97
<i>Mindfulness-Based Transpersonal Counseling (Low Residency) 42.2803</i>	92	21	5	118	236
<i>Transpersonal Contemplative Art-Based Counseling 42.2803</i>	22	1	4	14	41
<i>Nature-Based Transpersonal Counseling 42.2803</i>	13	10	5	18	46
<i>Buddhism-Informed Contemplative Counseling 42.2803</i>	15	8	6	21	50
<i>Somatic Counseling (all) 42.2803</i>	32	10	9	36	87
Creative Writing (Low Residency) 23.1302	4	2	2	4	12
Creative Writing and Poetics 23.1302	4	3	2	6	15
Ecopsychology 42.9999	6	1	2	11	20
Master of Divinity 39.0701	1	6		8	15
Master of Divinity (Low Residency) 39.0701	11	9		21	41
Yoga Studies (Low Residency) 38.0201	13	1	0	10	24
Grand Total	239	92	39	314	684

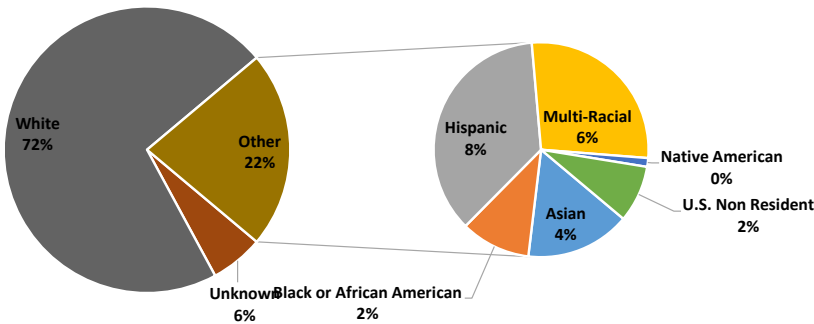
Fall 2025 Graduate Students by Gender



Fall 2025 Graduate Enrollment - Naropa University

Graduate Programs by IPEDS Ethnicity										
	Asian	Black or African American	Hispanic	Multi-Racial	Native American	U.S. Non Resident	Pacific Islander	Unknown	White	Total
Clinical Mental Health Counseling (all)	15	12	46	31	2	10	0	36	405	557
Mindfulness-Based Transpersonal Counseling 42.2803		1	7	3	1	1	0	4	80	97
Mindfulness-Based Transpersonal Counseling (Low Residency) 42.2803	5	2	21	16	0	0	0	28	164	236
Transpersonal Contemplative Art–Based Counseling 42.2803	0	0	5	1	0	0	0	0	35	41
Nature-Based Transpersonal Counseling 42.2803	0	0	3	2	0	2	0	2	37	46
Buddhism-Informed Contemplative Counseling 42.2803	4	2	2	3	0	4	0	1	34	50
Somatic Counseling (all) 42.2803	6	7	8	6	1	3	0	1	55	87
Creative Writing (Low Residency) 23.1302	1	1	1	1			0	1	7	12
Creative Writing and Poetics 23.1302	0	0	2	0	0	0	0	0	13	15
Ecopsychology 42.9999	1	0	1	2	0	2	0	0	14	20
Master of Divinity 39.0701	3	0		1	0	1	0	0	10	15
Master of Divinity (Low Residency) 39.0701	2	3	4	4	0		0	2	26	41
Yoga Studies (Low Residency) 38.0201	2	0	1	3	0	0	0	2	16	24
Total:	24	16	55	42	2	13	0	41	491	684

Fall 2025 Graduate Students by Ethnicity



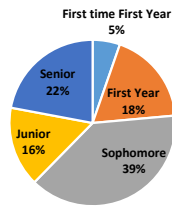
Fall 2025 Undergraduate Enrollment - Naropa University

Students registered for .5 or more credit hours for the Fall 2025 semester, per census data extracted from Ellucian Colleague on 09.09.2025

Undergraduate Majors by FA25 Classification at census

Classification:	Certificate	First time First Year	First Year	Sophomore	Junior	Senior	Total
Total:	1	14	48	102	41	58	264
By 1st major:							
Art Therapy (51.2301)	0	1	5	2	4	5	17
Art Therapy Online (51.2301)	0	3	8	11	5	6	33
Psychology (42.0101)	0	1	7	29	11	14	62
Psychology Online (42.0101)	0	1	15	24	10	18	68
Creative Writing and Literature (23.0101)	0	1	3	3	0	1	8
Elementary Education (13.1202)	0	0	0	0	0	1	1
Environmental Studies (03.0103)	0	1	1	6	2	1	11
Environmental Studies Online (03.0103)	0	1	0	3	1		5
Interdisciplinary Studies (30.9999)	0	1	0	14	5	5	25
Interdisciplinary Studies Online (30.9999)	0	1	2	3	0	2	8
Religious Studies (38.0201)	0	0	1	3	1	0	5
Yoga Teacher Training Certificate (31.0599)	1	0	0	0	0	0	1
Undecided (24.0102)	0	1	1	0	0	0	2
Visual Arts (50.0702)	0	2	1	2	2	3	10
Yoga Studies (51.3602)	0		4	2	0	2	8
Total:	1	14	48	102	41	58	264

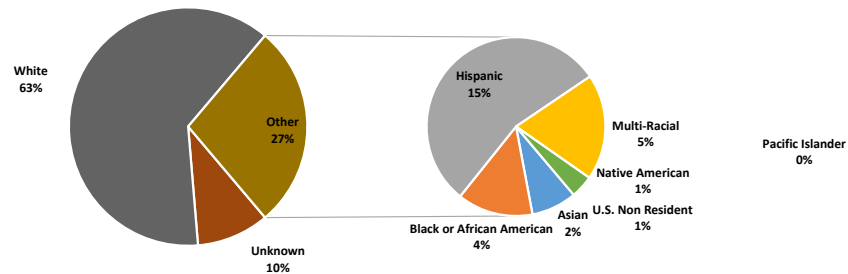
Fall 2025 Undergraduate Students by Class Level



Fall 2024 Undergraduate Enrollment by IPEDS Ethnicity

	Asian	Black or African American	Hispanic	Multi-Racial	Native American	U.S. Non Resident	Pacific Islander	Unknown	White	Grand Total
Art Therapy (51.2301)	0	1	1	0	0	0	0	4	11	17
Art Therapy Online (51.2301)	1	4	8	1	0	0	0	4	15	33
Psychology (42.0101)	0	3	5	3	0	2	0	7	42	62
Psychology Online (42.0101)	1	1	11	6	0	1	0	3	45	68
Creative Writing and Literature (23.0101)	2	1	0	0	0	0	0	0	5	8
Elementary Education (13.1202)	0	0	0	0	0	0	0	0	1	1
Environmental Studies (03.0103)	0	0	1	1	0	0	0	1	8	11
Environmental Studies Online (03.0103)	0	0	1	0	0	0	0	0	4	5
Interdisciplinary Studies (30.9999)	0	0	6	0	0	0	0	3	16	25
Interdisciplinary Studies Online (30.9999)	0	0	2	1	0	0	0	1	4	8
Religious Studies (38.0201)	0	0	1	0	0	0	0	0	4	5
Yoga Teacher Training Certificate (31.0599)	0	0	0	0	0	0	0	1	0	1
Undecided (24.0102)	0	0	0	2	0	0	0	0	0	2
Visual Arts (50.0702)	1	0	1	0	0	0	0	2	6	10
Yoga Studies (51.3602)	1	0	3	0	0	0	0	0	4	8
Total:	6	10	40	14	0	3	0	26	165	264

Fall 2025 Undergraduate Students by Ethnicity



Fall 2025 Undergraduate

Fall 2025 Census Data

Undergraduate Majors by Gender

1st Major	Female	Male	Another	Unknown	Total
Art Therapy (51.2301)	8	2		7	17
Art Therapy Online (51.2301)	16	1		16	33
Psychology (42.0101)	21	12		29	62
Psychology Online (42.0101)	27	8	1	32	68
Creative Writing and Literature (23.0101)	5	1		2	8
Elementary Education (13.1202)	1				1
Environmental Studies (03.0103)	3	2		6	11
Environmental Studies Online (03.0103)	2			3	5
Interdisciplinary Studies (30.9999)	6	6	3	10	25
Interdisciplinary Studies Online (30.9999)	3	2	1	2	8
Religious Studies (38.0201)				5	5
Yoga Teacher Training Certificate (31.0599)				1	1
Undecided (24.0102)	1			1	2
Visual Arts (50.0702)	3	3		4	10
Yoga Studies (51.3602)	5	2		1	8
Total:	101	39	5	119	264

Fall 2025 Undergraduate Students by Gender

