

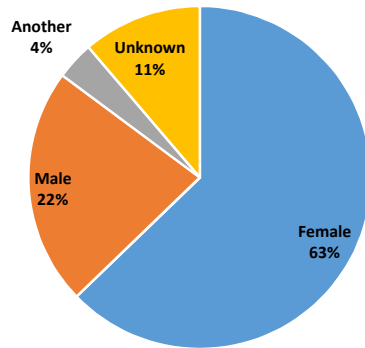
Fall 2024 Graduate Enrollment - Naropa University

Students registered for .5 or more credit hours for the Fall 2024 semester, per census data extracted from Ellucian Colleague on 09.09.2024

Graduate Programs by Gender

	Female	Male	Another	Unknown	Total
Clinical Mental Health Counseling (all)	395	133	20	69	617
<i>Mindfulness-Based Transpersonal Counseling 42.2803</i>	52	27	5	20	104
<i>Mindfulness-Based Transpersonal Counseling (Low Residency) 42.2803</i>	190	49	2	4	245
<i>Transpersonal Contemplative Art-Based Counseling 42.2803</i>	37	1	2	7	47
<i>Nature-Based Transpersonal Counseling 42.2803</i>	21	15	2	5	43
<i>Buddhism-Informed Contemplative Counseling 42.2803</i>	33	30	3	15	81
<i>Somatic Counseling (all) 42.2803</i>	62	11	6	18	97
<i>Somatic Counseling</i>	45	10	3	9	67
<i>Dance/Movement Theories & Practice</i>	17	1	3	9	30
Creative Writing (Low Residency) 23.1302	9	3	2	1	15
Creative Writing and Poetics 23.1302	7	6	1	4	18
Ecopsychology 42.9999	12	3	2	2	19
Master of Divinity 39.0701	4	6	0	5	15
Master of Divinity (Low Residency) 39.0701	27	16	2	1	46
Yoga Studies (Low Residency) 38.0201	20	2	0	3	25
Grand Total	474	169	27	85	755

Fall 2024 Graduate Students by Gender

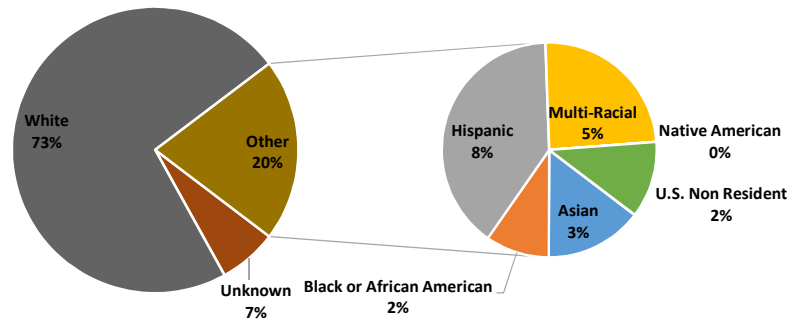


Fall 2024 Graduate Enrollment - Naropa University

Graduate Programs by IPEDS Ethnicity

	Asian	Black or African American	Hispanic	Multi-Racial	Native American	U.S. Non Resident	Pacific Islander	Unknown	White	Total
Clinical Mental Health Counseling (all)	15	10	53	28	0	13	0	43	455	617
<i>Mindfulness-Based Transpersonal Counseling 42.2803</i>	1	1	5	1	0	3	0	7	86	104
<i>Mindfulness-Based Transpersonal Counseling (Low Residency) 42.2803</i>	3	2	23	14	0	0	0	28	175	245
<i>Transpersonal Contemplative Art–Based Counseling 42.2803</i>	0	0	7	2	0	0	0	1	37	47
<i>Nature-Based Transpersonal Counseling 42.2803</i>	0	0	2	3	0	3	0	3	32	43
<i>Buddhism-Informed Contemplative Counseling 42.2803</i>	5	3	6	3	0	5	0	4	55	81
<i>Somatic Counseling (all) 42.2803</i>	6	4	10	5	0	2	0	0	70	97
<i>Somatic Counseling</i>	4	2	8	4	0	2	0	0	47	67
<i>Dance/Movement Theories & Practice</i>	2	2	2	1	0	0	0	0	23	30
Creative Writing (Low Residency) 23.1302	1	1	0	2	0	0	0	1	10	15
Creative Writing and Poetics 23.1302	0	0	2	0	0	1	0	1	14	18
Ecopsychology 42.9999	0	0	0	2	0	2	0	1	14	19
Master of Divinity 39.0701	1	0	0	1	0	2	0	0	11	15
Master of Divinity (Low Residency) 39.0701	4	4	5	2	0	0	0	2	29	46
Yoga Studies (Low Residency) 38.0201	2	0	2	3	0	0	0	2	16	25
Total:	23	15	62	38	0	18	0	50	549	755

Fall 2024 Graduate Students by Ethnicity



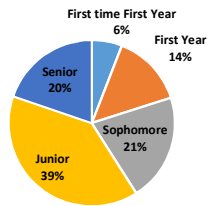
Fall 2024 Undergraduate Enrollment - Naropa University

Students registered for .5 or more credit hours for the Fall 2024 semester, per census data extracted from Ellucian Colleague on 09.09.2024

Undergraduate Majors by FA24 Classification at census

Classification:	First time						Total
	Certificate	First Year	First Year	Sophomore	Junior	Senior	
Total:	0	20	48	71	133	67	339
By 1st major:							
Art Therapy (51.2301)	0	4	3	2	8	3	20
Art Therapy Online (51.2301)	0	1	2	1	20	1	25
Psychology (42.0101)	0	1	13	23	28	21	86
Psychology Online (42.0101)	0	5	13	18	43	24	103
Creative Writing and Literature (23.0101)	0	2	1	2	3	2	10
Elementary Education (13.1202)	0	0	0	0	1	1	2
Environmental Studies (03.0103)	0	0	4	5	4	1	14
Environmental Studies Online (03.0103)	0	0	2	2	1	0	5
Interdisciplinary Studies (30.9999)	0	1	4	13	9	11	38
Interdisciplinary Studies Online (30.9999)	0	0	2	2	1	0	5
Religious Studies (38.0201)	0	0	2	1	3	2	8
Yoga Teacher Training Certificate (31.0599)	0	0	0	0	0	0	0
Undecided (24.0102)	0	2	0	0	0	0	2
Visual Arts (50.0702)	0	2	0	2	7	0	11
Yoga Studies (51.3602)	0	2	2	0	5	1	10
Total:	0	20	48	71	133	67	339

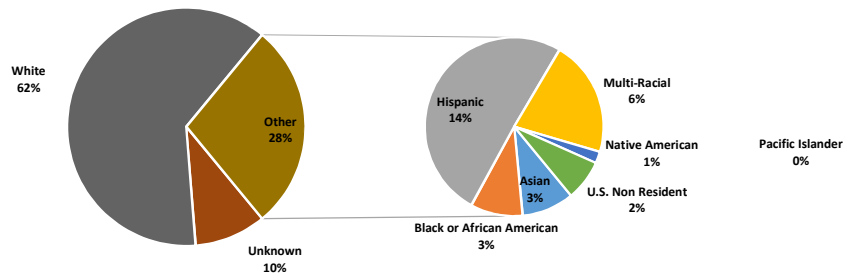
Fall 2024 Undergraduate Students by Class Level



Fall 2024 Undergraduate Enrollment by IPEDS Ethnicity

	Asian	Black or African American	Hispanic	Multi-Racial	Native American	U.S. Non Resident	Pacific Islander	Unknown	White	Grand Total
Art Therapy (51.2301)	0	0	5	0	0	0	0	1	14	20
Art Therapy Online (51.2301)	2	2	3	1	1	0	0	3	13	25
Psychology (42.0101)	1	3	12	6	0	2	0	5	57	86
Psychology Online (42.0101)	2	1	17	9	1	1	0	10	62	103
Creative Writing and Literature (23.0101)	1	1	0	0	0	1	0	0	7	10
Elementary Education (13.1202)	0	0	0	0	0	0	0	0	2	2
Environmental Studies (03.0103)	0	0	1	1	0	0	0	2	10	14
Environmental Studies Online (03.0103)	1	0	1	0	0	0	0	1	2	5
Interdisciplinary Studies (30.9999)	0	1	6	2	0	1	0	6	22	38
Interdisciplinary Studies Online (30.9999)	0	0	0	0	0	0	0	0	5	5
Religious Studies (38.0201)	0	0	1	1	0	0	0	0	6	8
Yoga Teacher Training Certificate (31.0599)	0	0	0	0	0	0	0	0	0	0
Undecided (24.0102)	0	1	0	0	0	0	0	0	1	2
Visual Arts (50.0702)	1	0	1	0	0	1	0	3	5	11
Yoga Studies (51.3602)	1	0	1	0	0	1	0	2	5	10
Total:	9	9	48	20	2	7	0	33	211	339

Fall 2024 Undergraduate Students by Ethnicity



Fall 2024 Undergraduate

Fall 2024 Census Data

Undergraduate Majors by Gender

1st Major	Female	Male	Another	Unknown	Total
Art Therapy (51.2301)	10	3	4	3	20
Art Therapy Online (51.2301)	23	0	1	1	25
Psychology (42.0101)	46	23	2	15	86
Psychology Online (42.0101)	71	23	2	7	103
Creative Writing and Literature (23.0101)	4	2	1	3	10
Elementary Education (13.1202)	2	0	0	0	2
Environmental Studies (03.0103)	7	4	1	2	14
Environmental Studies Online (03.0103)	3	2	0	0	5
Interdisciplinary Studies (30.9999)	17	8	5	8	38
Interdisciplinary Studies Online (30.9999)	3	1	1	0	5
Religious Studies (38.0201)	2	5	0	1	8
Yoga Teacher Training Certificate (31.0599)	0	0	0	0	0
Undecided (24.0102)	1	0	1	0	2
Visual Arts (50.0702)	6	4	0	1	11
Yoga Studies (51.3602)	6	2	0	2	10
Total:	201	77	18	43	339

Fall 2024 Undergraduate Students by Gender

