

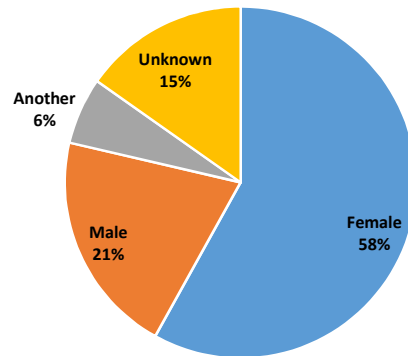
## Fall 2023 Graduate Enrollment - Naropa University

Students registered for .5 or more credit hours for the Fall 2023 semester, per census data extracted from Ellucian Colleague on 09.11.2023

### Graduate Programs by Gender

	Female	Male	Another	Unknown	Total
<b>Clinical Mental Health Counseling (all)</b>	<b>367</b>	<b>128</b>	<b>38</b>	<b>87</b>	<b>620</b>
<i>CMHC: Mindfulness Based Transpersonal Counseling 42.2803</i>	64	32	4	16	116
<i>CMHC: Mindfulness Based Transpersonal Counseling (Low Residency) 42.2803</i>	153	45	7	28	233
<i>CMHC: Transpersonal Art Therapy 42.2803</i>	33	1	5	12	51
<i>CMHC: Transpersonal Wilderness Therapy 42.2803</i>	26	10	1	8	45
<i>CMHC: Contemplative Psychology and Buddhist Psychology 42.2803</i>	29	32	8	6	75
<i>CMHC: Somatic Counseling (all) 42.2803</i>	62	8	13	17	100
<i>CMHC: Somatic Counseling Body Psychotherapy</i>	42	8	7	14	71
<i>CMHC: Somatic Counseling Dance Movement</i>	20	0	6	3	29
Creative Writing (Low Residency) 23.1302	7	3	1	5	16
<b>Creative Writing and Poetics 23.1302</b>	<b>7</b>	<b>5</b>	<b>5</b>	<b>3</b>	<b>20</b>
Ecopsychology 42.9999	18	0	0	2	20
<b>Master of Divinity 39.0701</b>	<b>4</b>	<b>7</b>	<b>0</b>	<b>1</b>	<b>12</b>
Master of Divinity (Low Residency) 39.0701	21	10	1	8	40
<b>Religious Studies MA 38.0201</b>	<b>0</b>	<b>0</b>	<b>0</b>	<b>0</b>	<b>0</b>
Religious Studies with Language 38.0201	0	0	0	0	0
<b>Religious Studies Yoga Studies (Low Residency) 38.0201</b>	<b>11</b>	<b>1</b>	<b>1</b>	<b>8</b>	<b>21</b>
Resilient Leadership 30.0601	0	0	0	0	0
<b>Grand Total</b>	<b>435</b>	<b>154</b>	<b>46</b>	<b>114</b>	<b>749</b>

### Fall 2023 Graduate Students by Gender

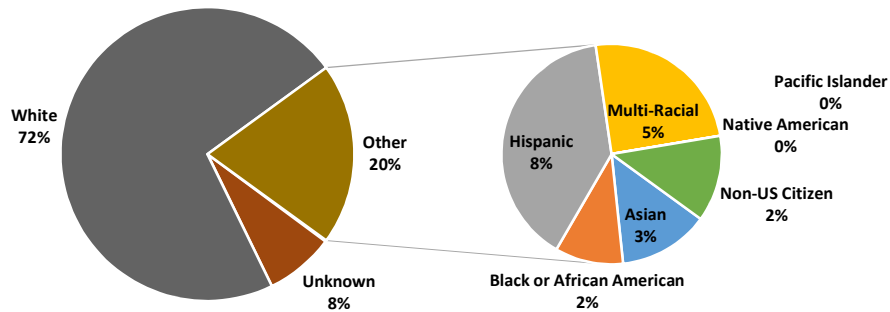


## Fall 2023 Graduate Enrollment - Naropa University

### Graduate Programs by IPEDS Ethnicity

	Asian	Black or African American	Hispanic	Multi-Racial	Native American	Non-US Citizen	Pacific Islander	Unknown	White	Total
<b>Clinical Mental Health Counseling (all)</b>	<b>12</b>	<b>10</b>	<b>49</b>	<b>28</b>	<b>0</b>	<b>13</b>	<b>0</b>	<b>52</b>	<b>456</b>	<b>620</b>
<i>CMHC: Mindfulness Based Transpersonal Counseling 42.2803</i>	2	1	7	0	0	4	0	11	91	116
<i>CMHC: Mindfulness Based Transpersonal Counseling (Low Residency) 42.2803</i>	3	3	14	15	0	0	0	32	166	233
<i>CMHC: Transpersonal Art Therapy 42.2803</i>	0	0	7	2	0	1	0	0	41	51
<i>CMHC: Transpersonal Wilderness Therapy 42.2803</i>	0	0	4	3	0	2	0	4	32	45
<i>CMHC: Contemplative Psychology and Buddhist Psychology 42.2803</i>	2	3	7	1	0	5	0	3	54	75
<i>CMHC: Somatic Counseling (all) 42.2803</i>	5	3	10	7	0	1	0	2	72	100
<i>CMHC: Somatic Counseling Body Psychotherapy</i>	2	2	8	6	0	1	0	2	50	71
<i>CMHC: Somatic Counseling Dance Movement</i>	3	1	2	1	0	0	0	0	22	29
<i>Creative Writing (Low Residency) 23.1302</i>	0	0	1	2	0	1	0	1	11	16
<b>Creative Writing and Poetics 23.1302</b>	<b>1</b>	<b>1</b>	<b>3</b>	<b>0</b>	<b>0</b>	<b>2</b>	<b>0</b>	<b>0</b>	<b>13</b>	<b>20</b>
<i>Ecopsychology 42.9999</i>	0	0	1	4	0	0	0	1	14	20
<b>Master of Divinity 39.0701</b>	<b>1</b>	<b>0</b>	<b>1</b>	<b>0</b>	<b>0</b>	<b>3</b>	<b>1</b>	<b>0</b>	<b>6</b>	<b>12</b>
<b>Master of Divinity (Low Residency) 39.0701</b>	<b>5</b>	<b>3</b>	<b>4</b>	<b>1</b>	<b>0</b>	<b>0</b>	<b>0</b>	<b>2</b>	<b>25</b>	<b>40</b>
<i>Religious Studies MA 38.0201</i>	0	0	0	0	0	0	0	0	0	0
<i>Religious Studies with Language 38.0201</i>	0	0	0	0	0	0	0	0	0	0
<b>Religious Studies Yoga Studies (Low Residency) 38.0201</b>	<b>1</b>	<b>1</b>	<b>0</b>	<b>2</b>	<b>0</b>	<b>0</b>	<b>0</b>	<b>1</b>	<b>16</b>	<b>21</b>
<i>Resilient Leadership 30.0601</i>	0	0	0	0	0	0	0	0	0	0
<b>Total:</b>	<b>20</b>	<b>15</b>	<b>59</b>	<b>37</b>	<b>0</b>	<b>19</b>	<b>1</b>	<b>57</b>	<b>541</b>	<b>749</b>

### Fall 2023 Graduate Students by Ethnicity



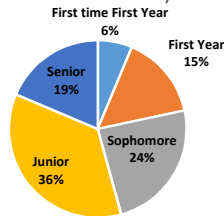
## Fall 2023 Undergraduate Enrollment - Naropa University

Students registered for .5 or more credit hours for the Fall 2023 semester, per census data extracted from Ellucian Colleague on 09.11.2023

### Undergraduate Majors by FA23 Classification at census

Classification:	First time						Total
	Certificate	First Year	First Year	Sophomore	Junior	Senior	
<b>Total:</b>	<b>3</b>	<b>23</b>	<b>56</b>	<b>88</b>	<b>130</b>	<b>68</b>	<b>368</b>
<b>By 1st major:</b>							
Art Therapy (51.2301)	0	3	2	6	6	3	20
Art Therapy Online (51.2301)	0	2	1	9	9	0	21
Psychology (42.0101)	0	9	16	24	33	13	95
Psychology Online (42.0101)	0	4	13	22	52	28	119
Creative Writing and Literature (23.0101)	0	0	2	2	3	2	9
Elementary Education (13.1202)	0	0	0	2	0	0	2
Environmental Studies (03.0103)	0	0	3	4	3	1	11
Interdisciplinary Studies (30.9999)	0	2	7	9	15	15	48
Music (50.0901)	0	0	0	0	0	0	0
Religious Studies (38.0201)	0	2	4	1	2	2	11
Yoga Teacher Training Certificate (31.0599)	3	0	0	0	0	0	3
Undecided (24.0102)	0	0	2	4	0	0	6
Visual Arts (50.0702)	0	1	2	4	4	2	13
Yoga Studies (51.3602)	0	0	4	1	3	2	10
<b>Total:</b>	<b>3</b>	<b>23</b>	<b>56</b>	<b>88</b>	<b>130</b>	<b>68</b>	<b>368</b>

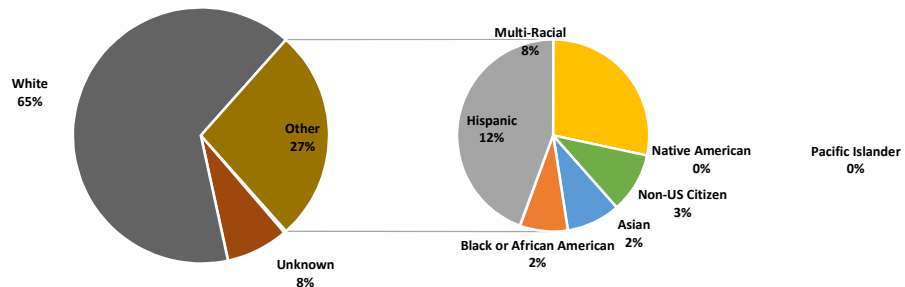
UNDG Fall 2023 Enrollment by Classification



### Fall 2023 Undergraduate Enrollment by IPEDS Ethnicity

	Asian	Black or African American	Hispanic	Multi-Racial	Native American	Non-US Citizen	Pacific Islander	Unknown	White	Grand Total
Art Therapy (51.2301)	1	1	3	0	0	0	0	0	15	20
Art Therapy Online (51.2301)	1	0	4	1	0	0	0	2	12	20
Psychology (42.0101)	2	3	11	6	0	5	0	8	60	95
Psychology Online (42.0101)	1	3	13	10	0	2	1	9	81	120
Creative Writing and Literature (23.0101)	1	0	0	0	0	1	0	0	7	9
Elementary Education (13.1202)	0	0	0	0	0	0	0	0	2	2
Environmental Studies (03.0103)	0	0	1	0	0	0	0	1	9	11
Interdisciplinary Studies (30.9999)	2	0	8	7	0	0	0	4	27	48
Music (50.0901)	0	0	0	0	0	0	0	0	0	0
Religious Studies (38.0201)	0	0	0	1	0	0	0	2	8	11
Yoga Teacher Training Certificate (31.0599)	0	0	0	0	0	0	0	0	3	3
Undecided (24.0102)	0	1	1	1	0	0	0	0	3	6
Visual Arts (50.0702)	1	0	1	1	0	1	0	2	7	13
Yoga Studies (51.3602)	0	0	2	1	0	1	0	1	5	10
<b>Total:</b>	<b>9</b>	<b>8</b>	<b>44</b>	<b>28</b>	<b>0</b>	<b>10</b>	<b>1</b>	<b>29</b>	<b>239</b>	<b>368</b>

Fall 2023 Undergraduate students by Ethnicity



## Fall 2023 Undergraduate Enrollment - Naropa University

Fall 2023 Census Data

### Undergraduate Majors by Gender

1st Major	Female	Male	Another	Unknown	Total
Art Therapy (51.2301)	12	0	3	5	20
Art Therapy Online (51.2301)	13	0	2	6	21
Psychology (42.0101)	46	29	4	16	95
Psychology Online (42.0101)	69	28	7	15	119
Creative Writing and Literature (23.0101)	4	3	0	2	9
Elementary Education (13.1202)	2	0	0	0	2
Environmental Studies (03.0103)	3	5	1	2	11
Interdisciplinary Studies (30.9999)	24	11	4	9	48
Music (50.0901)	0	0	0	0	0
Religious Studies (38.0201)	5	5	1	0	11
Yoga Teacher Training Certificate (31.0599)	1	1	0	1	3
Undecided (24.0102)	3	1	0	2	6
Visual Arts (50.0702)	8	4	1	0	13
Yoga Studies (51.3602)	5	5	0	0	10
<b>Grand Total</b>	<b>195</b>	<b>92</b>	<b>23</b>	<b>58</b>	<b>368</b>

Naropa's Undergraduates by Gender

