

Fall 2022 Graduate Enrollment - Naropa University

Students registered for .5 or more credit hours for the Fall 2022 semester, per census data extracted from Ellucian Colleague on 09.08.2022

Graduate Programs by Gender

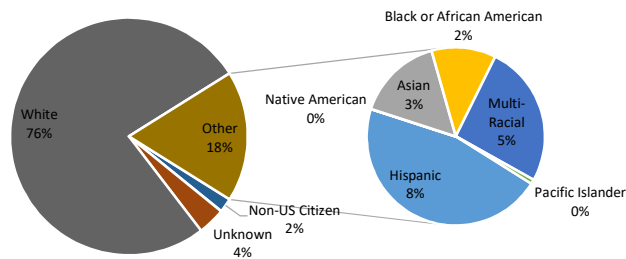
	Female	Male	Another	Unknown	Total
Clinical Mental Health Counseling (all)	405	128	38	9	580
<i>CMHC: Mindfulness Based Transpersonal Counseling (TMBC - formerly COUN) 42.2803</i>	83	37	4	3	127
<i>CMHC: Mindfulness Based Transpersonal Counseling Hybrid 42.2803</i>	144	37	9	1	191
<i>CMHC: Transpersonal Art Therapy (TCAT - formerly ARTH) 42.2803</i>	40	2	3	0	45
<i>CMHC: Transpersonal Wilderness Therapy (TCWT - formerly WILD) 42.2803</i>	33	14	3	1	51
<i>CMHC: Contemplative Psychology and Buddhist Psychology (CPBP - formerly CPSY) 42.2803</i>	36	28	8	2	74
<i>CMHC: Somatic Counseling (all) 42.2803</i>	69	10	11	2	92
<i>CMHC: Somatic Counseling Body Psychotherapy</i>	42	10	8	1	61
<i>CMHC: Somatic Counseling Dance Movement</i>	27	0	3	1	31
<i>CMHC: Somatic Counseling Dual</i>	0	0	0	0	0
<i>Creative Writing (Low Residency) 23.1302</i>	6	4	1	1	12
Creative Writing and Poetics 23.1302	12	5	5	0	22
<i>Ecopsychology 42.9999</i>	26	1	1	1	29
Master of Divinity 39.0701	3	9	1	0	13
<i>Master of Divinity Hybrid 39.0701</i>	23	18	1	0	42
Religious Studies MA 38.0201	1	0	0	0	1
<i>Religious Studies with Language 38.0201</i>	0	0	0	0	0
Religious Studies Yoga Studies 38.0201	15	4	1	0	20
<i>Resilient Leadership 30.0601</i>	0	1	0	0	1
Grand Total	491	170	48	11	720

Fall 2022 Graduate Enrollment - Naropa University

Graduate Programs by IPEDS Ethnicity

	Hispanic	Native American	Asian	Black or African American	Multi-Racial	Pacific Islander	Non-US Citizen	Unknown	White	Total
Clinical Mental Health Counseling (all)	46	0	13	10	26	0	11	24	450	580
<i>CMHC: Mindfulness Based Transpersonal Counseling (TMBC - formerly COUN) 42.2803</i>	8	0	3	1	3	0	4	3	105	127
<i>CMHC: Mindfulness Based Transpersonal Counseling Hybrid 42.2803</i>	11	0	2	3	9	0	0	15	151	191
<i>CMHC: Transpersonal Art Therapy (TCAT - formerly ARTH) 42.2803</i>	6	0	0	0	2	0	1	0	36	45
<i>CMHC: Transpersonal Wilderness Therapy (TCWT - formerly WILD) 42.2803</i>	6	0	0	0	4	0	1	2	38	51
<i>CMHC: Contemplative Psychology and Buddhist Psychology (CPBP - formerly CPSY) 42.2803</i>	7	0	1	3	3	0	4	3	53	74
<i>CMHC: Somatic Counseling (all) 42.2803</i>	8	0	7	3	5	0	1	1	67	92
<i>CMHC: Somatic Counseling Body Psychotherapy</i>	5	0	2	1	3	0	1	1	48	61
<i>CMHC: Somatic Counseling Dance Movement</i>	3	0	5	2	2	0	0	0	19	31
<i>CMHC: Somatic Counseling Dual</i>	0	0	0	0	0	0	0	0	0	0
<i>Creative Writing (Low Residency) 23.1302</i>	1	0	0	0	1	0	0	1	16	19
Creative Writing and Poetics 23.1302	1	0	1	1	1	0	2	0	9	15
<i>Ecopsychology 42.9999</i>	2	0	0	1	4	0	0	2	20	29
Master of Divinity 39.0701	2	0	0	1	1	1	1	0	7	13
Master of Divinity Hybrid 39.0701	5	0	5	1	0	0	0	0	31	42
<i>Religious Studies MA 38.0201</i>	1	0	0	0	0	0	0	0	0	1
Religious Studies with Language 38.0201	0	0	0	0	0	0	0	0	0	0
Religious Studies Yoga Studies 38.0201	1	0	1	1	0	0	0	0	17	20
<i>Resilient Leadership 30.0601</i>	0	0	0	0	0	0	0	0	1	1
Total:	59	0	20	15	33	1	14	27	551	720

Fall 2022 Graduate Students by Ethnicity



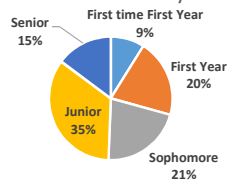
Fall 2022 Undergraduate Enrollment - Naropa University

Students registered for .5 or more credit hours for the Fall 2022 semester, per census data extracted from Ellucian Colleague on 09.08.2022

Undergraduate Majors by FA22 Classification at census

Classification:	First time						Total
	Certificate	First Year	First Year	Sophomore	Junior	Senior	
Total:	0	30	69	72	117	50	338
By 1st major:							
Art Therapy (51.2301)	0	1	4	7	7	5	24
Contemplative Psychology (42.0101)	0	6	17	20	27	18	88
Contemplative Psychology Online (42.0101)	0	5	19	18	49	4	95
Creative Writing and Literature (23.0101)	0	2	1	2	2	1	8
Elementary Education (13.1202)	0	0	2	1	0	3	6
Environmental Studies (03.0103)	0	4	3	6	3	7	23
Interdisciplinary Studies (30.9999)	0	4	10	9	21	10	54
Music (50.0901)	0	0	0	0	0	0	0
Religious Studies (38.0201)	0	0	2	1	2	0	5
Traditional Eastern Arts - Yoga Teacher (31.0599)	0	0	1	0	0	0	1
Undecided (24.0102)	0	3	6	5	0	0	14
Visual Arts (50.0702)	0	3	3	2	0	1	9
Yoga Studies (51.3602)	0	2	1	1	6	1	11

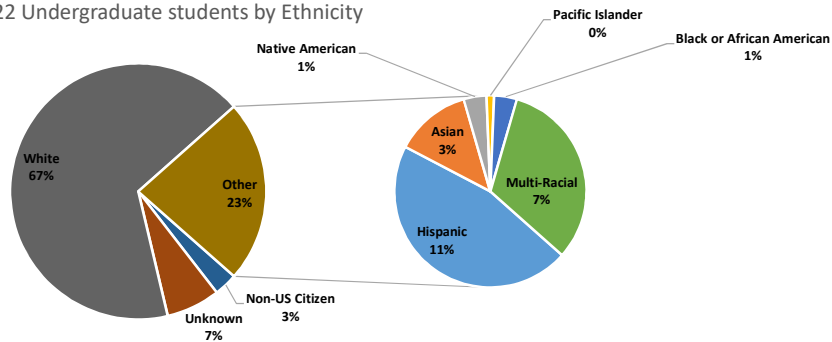
UNDG Fall 2022 Enrollment by Classification



Fall 2022 Undergraduate Enrollment by IPEDS Ethnicity

	Hispanic	Asian	Native American	Pacific Islander	Black or African American	Multi-Racial	Non-US Citizen	Unknown	White	Grand Total
Art Therapy (51.2301)	3	1	1	0	1	1	0	3	14	24
Contemplative Psychology (42.0101)	7	2	1	0	0	8	3	7	60	88
Contemplative Psychology Online (42.0101)	8	3	0	0	2	5	3	7	67	95
Creative Writing and Literature (23.0101)	0	1	0	0	0	0	0	0	7	8
Elementary Education (13.1202)	1	0	0	0	0	0	0	0	5	6
Environmental Studies (03.0103)	3	1	1	0	0	0	0	1	17	23
Interdisciplinary Studies (30.9999)	7	1	0	0	0	7	1	3	35	54
Music (50.0901)	0	0	0	0	0	0	0	0	0	0
Religious Studies (38.0201)	0	0	0	0	0	0	0	0	5	5
Traditional Eastern Arts - Yoga (31.0599)	0	0	0	0	0	0	0	0	1	1
Undecided (24.0102)	4	0	0	0	0	1	0	1	8	14
Visual Arts (50.0702)	1	1	0	0	0	1	1	1	4	9
Yoga Studies (51.3602)	2	0	0	1	0	2	2	0	4	11
Total:	36	10	3	1	3	25	10	23	227	338

Fall 2022 Undergraduate students by Ethnicity



Fall 2022 Undergraduate Enrollment - Naropa University

Fall 2022 Census Data

Undergraduate Majors by Gender

1st Major	Female	Male	Another	Unknown	Total
Art Therapy (51.2301)	18	1	4	1	24
Contemplative Psychology (42.0101)	51	29	7	1	88
Contemplative Psychology Online (42.0101)	65	25	5	0	95
Creative Writing and Literature (23.0101)	5	3	0	0	8
Elementary Education (13.1202)	5	1	0	0	6
Environmental Studies (03.0103)	12	8	2	1	23
Interdisciplinary Studies (30.9999)	32	16	5	1	54
Music (50.0901)	0	0	0	0	0
Religious Studies (38.0201)	2	2	0	1	5
Traditional Eastern Arts - Yoga (31.0599)	1	0	0	0	1
Undecided (24.0102)	11	2	0	1	14
Visual Arts (50.0702)	5	4	0	0	9
Yoga Studies (51.3602)	8	2	1	0	11
Grand Total	215	93	24	6	338

Naropa's Undergraduates by Gender

