

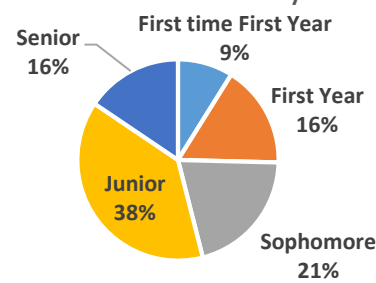
Fall 2021 Undergraduate Enrollment - Naropa University

Students registered for .5 or more credit hours for the Fall 2021 semester, per census data extracted from Ellucian Colleague on 09.09.2021

Undergraduate Majors by FA21 Classification at census

Classification:	First time						Total
	Certificate	First Year	First Year	Sophomore	Junior	Senior	
Total:	3	28	52	65	121	49	317
By 1st major:							
Art Therapy (51.2301)	0	4	3	7	9	5	28
Contemplative Psychology (42.0101)	0	11	14	15	44	14	98
Contemplative Psychology Online (42.0101)	0	2	9	9	23	0	43
Creative Writing and Literature (23.0101)	0	1	1	5	2	2	11
Elementary Education (13.1202)	0	1	1	1	5	2	10
Environmental Studies (03.0103)	0	0	4	3	6	3	16
Interdisciplinary Studies (30.9999)	0	0	11	16	17	15	59
Music (50.0901)	0	0	0	1	0	2	3
Religious Studies (38.0201)	0	1	4	5	3	1	14
Traditional Eastern Arts - Yoga Teacher (31.0599)	2	0	0	0	0	0	2
Undecided (24.0102)	0	7	4	0	1	0	12
Visual Arts (50.0702)	1	0	1	1	5	1	8
Yoga Studies (51.3602)	0	1	0	2	6	4	13

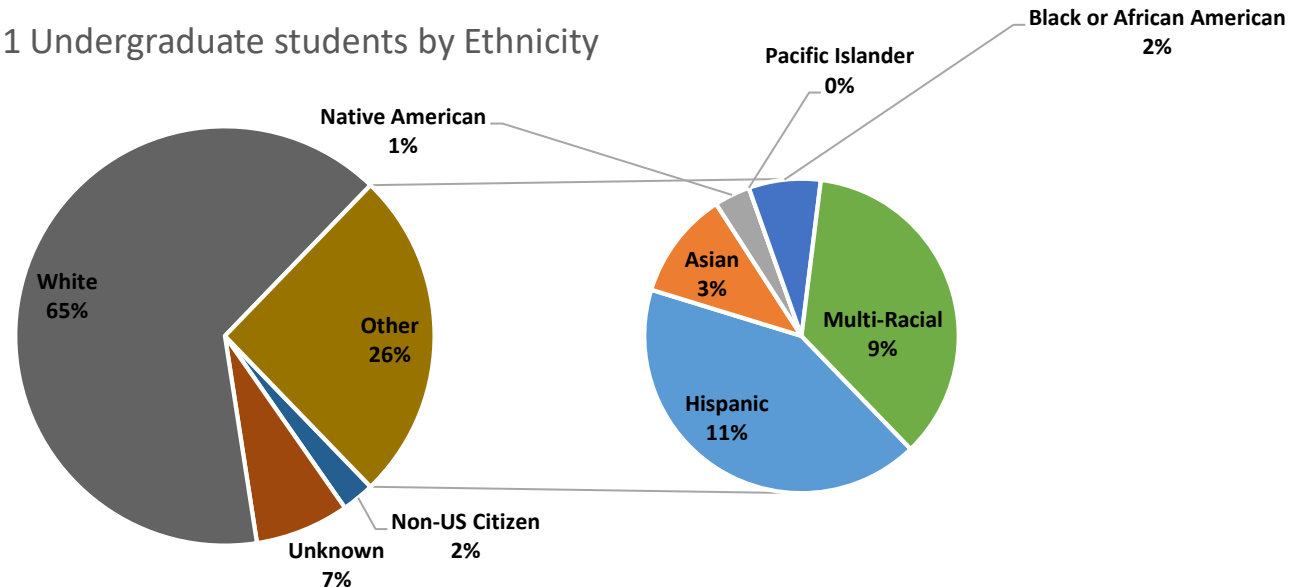
UNDG Fall 2021 Enrollment by Classification



Fall 2021 Undergraduate Enrollment by IPEDS Ethnicity

	Hispanic	Asian	Native American	Pacific Islander	Black or African American	Multi-Racial	Non-US Citizen	Unknown	White	Grand Total
Art Therapy (51.2301)	4	3	0	0	0	4	0	2	15	28
Contemplative Psychology (42.0101)	7	2	1	0	1	6	5	11	65	98
Contemplative Psychology Online (42.0101)	5	4	0	0	1	4	0	2	27	43
Creative Writing and Literature (23.0101)	0	0	0	0	1	2	0	1	7	11
Elementary Education (13.1202)	3	0	0	0	2	0	0	0	5	10
Environmental Studies (03.0103)	2	0	1	0	0	1	0	1	11	16
Interdisciplinary Studies (30.9999)	7	0	1	0	0	6	1	3	41	59
Music (50.0901)	1	0	0	0	0	0	0	0	2	3
Religious Studies (38.0201)	1	0	0	0	0	1	0	2	10	14
Traditional Eastern Arts - Yoga (31.0599)	0	0	0	0	0	0	0	0	2	2
Undecided (24.0102)	2	0	0	0	0	1	0	1	8	12
Visual Arts (50.0702)	2	0	0	0	0	0	0	0	6	8
Yoga Studies (51.3602)	0	0	0	0	1	4	2	0	6	13
Total:	34	9	3	0	6	29	8	23	205	317

Fall 2021 Undergraduate students by Ethnicity



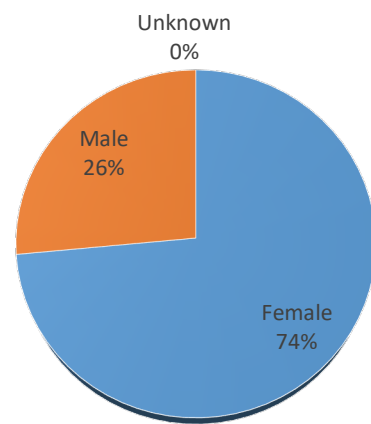
Fall 2021 Undergraduate Enrollment - Naropa University

Fall 2021 Census Data

Undergraduate Majors by Gender

1st Major	Female	Male	Unknown	Total
Art Therapy (51.2301)	25	3	0	28
Contemplative Psychology (42.0101)	70	28	0	98
Contemplative Psychology Online (42.0101)	35	8	0	43
Creative Writing and Literature (23.0101)	9	2	0	11
Elementary Education (13.1202)	10	0	0	10
Environmental Studies (03.0103)	10	6	0	16
Interdisciplinary Studies (30.9999)	39	20	0	59
Music (50.0901)	1	2	0	3
Religious Studies (38.0201)	9	5	0	14
Traditional Eastern Arts - Yoga (31.0599)	2	0	0	2
Undecided (24.0102)	6	6	0	12
Visual Arts (50.0702)	6	2	0	8
Yoga Studies (51.3602)	11	2	0	13
Grand Total	233	84	0	317

Naropa's Undergraduates by Gender



Fall 2021 Graduate Enrollment - Naropa University

Students registered for .5 or more credit hours for the Fall 2021 semester, per census data extracted from Ellucian Colleague on 09.09.2021

Graduate Programs by Gender

	Female	Male	Unknown	Total
Clinical Mental Health Counseling (all)	388	116	12	516
<i>CMHC: Mindfulness Based Transpersonal Counseling (TMBC - formerly COUN) 42.2803</i>	81	37	4	122
<i>CMHC: Mindfulness Based Transpersonal Counseling Hybrid 42.2803</i>	123	27	4	154
<i>CMHC: Transpersonal Art Therapy (TCAT - formerly ARTH) 42.2803</i>	45	3	0	48
<i>CMHC: Transpersonal Wilderness Therapy (TCWT - formerly WILD) 42.2803</i>	33	16	0	49
<i>CMHC: Contemplative Psychology and Buddhist Psychology (CPBP - formerly CPSY) 42.2803</i>	43	25	1	69
<i>CMHC: Somatic Counseling (all) 42.2803</i>	63	8	3	74
<i>CMHC: Somatic Counseling Body Psychotherapy</i>	35	8	3	46
<i>CMHC: Somatic Counseling Dance Movement</i>	28	0	0	28
<i>CMHC: Somatic Counseling Dual</i>	0	0	0	0
<i>Creative Writing (Low Residency) 23.1302</i>	6	4	1	11
Creative Writing and Poetics 23.1302	16	5	1	22
<i>Ecopsychology 42.9999</i>	27	4	1	32
Master of Divinity 39.0701	3	11	1	15
<i>Master of Divinity Hybrid 39.0701</i>	10	12	3	25
Religious Studies MA 38.0201	1	0	0	1
<i>Religious Studies with Language 38.0201</i>	1	0	0	1
Religious Studies Yoga Studies 38.0201	11	3	1	15
<i>Resilient Leadership 30.0601</i>	1	0	0	1
Grand Total	464	155	20	639

Fall 2021 Graduate Enrollment - Naropa University

Graduate Programs by IPEDS Ethnicity

	Hispanic	Native American	Asian	Black or African American	Multi-Racial	Pacific Islander	Non-US Citizen	Unknown	White	Total
Clinical Mental Health Counseling (all)	43	1	11	5	30	0	10	15	401	516
<i>CMHC: Mindfulness Based Transpersonal Counseling (TMBC - formerly COUN) 42.2803</i>	10	1	2	2	3	0	4	3	97	122
<i>CMHC: Mindfulness Based Transpersonal Counseling Hybrid 42.2803</i>	9	0	2	2	12	0	0	6	123	154
<i>CMHC: Transpersonal Art Therapy (TCAT - formerly ARTH) 42.2803</i>	6	0	0	0	2	0	1	1	38	48
<i>CMHC: Transpersonal Wilderness Therapy (TCWT - formerly WILD) 42.2803</i>	4	0	0	0	2	0	1	1	41	49
<i>CMHC: Contemplative Psychology and Buddhist Psychology (CPBP - formerly CPSY) 42.2803</i>	8	0	1	0	6	0	3	3	48	69
<i>CMHC: Somatic Counseling (all) 42.2803</i>	6	0	6	1	5	0	1	1	54	74
<i>CMHC: Somatic Counseling Body Psychotherapy</i>	3	0	1	0	3	0	0	1	38	46
<i>CMHC: Somatic Counseling Dance Movement</i>	3	0	5	1	2	0	1	0	16	28
<i>CMHC: Somatic Counseling Dual</i>	0	0	0	0	0	0	0	0	0	0
Creative Writing (Low Residency) 23.1302	0	0	0	0	0	0	0	2	9	11
Creative Writing and Poetics 23.1302	3	0	0	1	1	0	1	2	14	22
Ecopsychology 42.9999	3	0	1	1	1	0	1	1	24	32
Master of Divinity 39.0701	1	0	0	1	1	0	0	0	12	15
Master of Divinity Hybrid 39.0701	5	0	2	0	0	0	0	1	17	25
Religious Studies MA 38.0201	1	0	0	0	0	0	0	0	0	1
Religious Studies with Language 38.0201	0	0	0	0	0	0	1	0	0	1
Religious Studies Yoga Studies 38.0201	1	0	1	1	0	0	0	1	11	15
Resilient Leadership 30.0601	0	0	0	0	0	0	0	0	1	1
Total:	57	1	15	9	33	0	13	22	489	639

Fall 2020 Graduate Students by Ethnicity

