

## Fall 2018 Graduate Enrollment - Naropa University

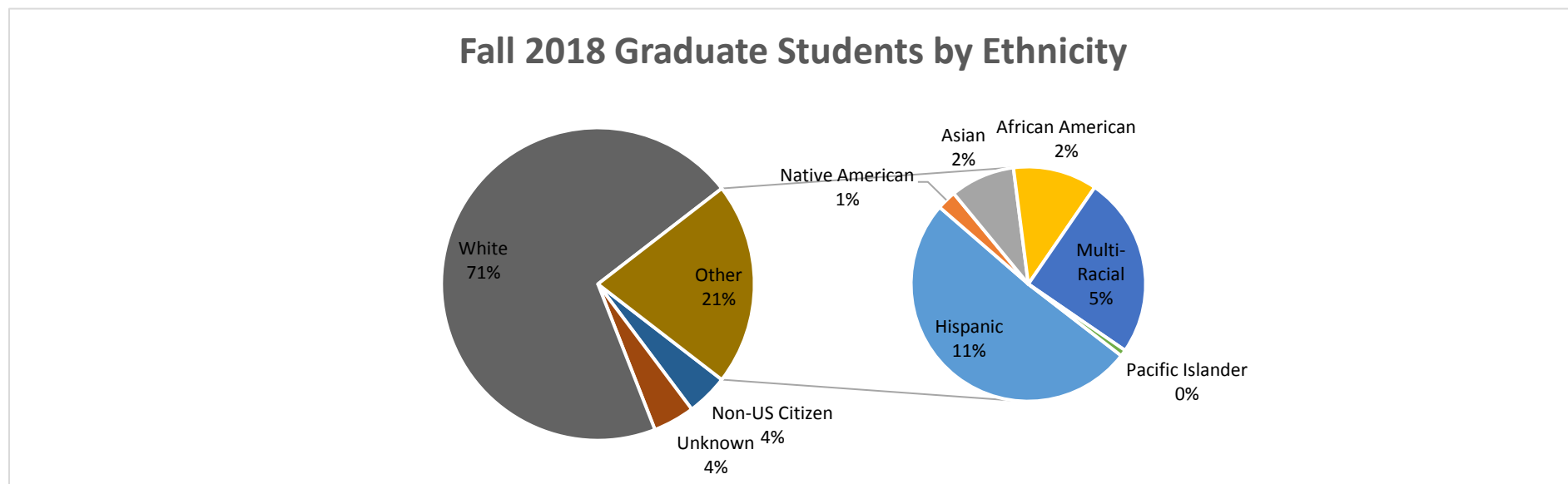
Students registered for .5 or more credit hours for the Fall 2018 semester, per census data extracted from Jenzabar CX on 09.07.2018

### Graduate Programs by Gender

	Female	Male	Another	Unknown	Total
<b>Clinical Mental Health Counseling (all)</b>	<b>298</b>	<b>80</b>	<b>11</b>	<b>9</b>	<b>398</b>
CMHC: Mindfulness Based Transpersonal Counseling (TMBC - formerly COUN) 42.2803	108	28	4	2	142
CMHC: Transpersonal Art Therapy (TCAT - formerly ARTH) 42.2803	48	2	2	0	52
CMHC: Transpersonal Wilderness Therapy (TCWT - formerly WILD) 42.2803	34	9	1	0	44
CMHC: Mindfulness Based Transpersonal Counseling Hybrid 42.2803	18	1	0	1	20
CMHC: Contemplative Psychology and Buddhist Psychology (CPBP - formerly CPSY) 42.2803	44	36	3	5	88
CMHC: Somatic Counseling (all) 42.2803	46	4	1	1	52
CMHC: Somatic Counseling Body Psychotherapy	22	4	0	0	26
CMHC: Somatic Counseling Dance Movement	22	0	1	1	24
CMHC: Somatic Counseling Dual	2	0	0	0	2
<b>Contemplative Education 13.9999</b>	<b>5</b>	<b>0</b>	<b>0</b>	<b>0</b>	<b>5</b>
Creative Writing (Low Residency) 23.1302	9	3	0	1	13
<b>Creative Writing and Poetics 23.1302</b>	<b>12</b>	<b>7</b>	<b>1</b>	<b>2</b>	<b>22</b>
Ecopsychology 42.9999	19	6	0	0	25
<b>Master of Divinity 39.0701</b>	<b>7</b>	<b>7</b>	<b>2</b>	<b>1</b>	<b>17</b>
Religious Studies MA 38.0201	5	1	0	0	6
<b>Religious Studies with Language 38.0201</b>	<b>7</b>	<b>8</b>	<b>0</b>	<b>1</b>	<b>16</b>
Resilient Leadership 30.0601	7	8	0	0	15
<b>Theater: Contemporary Performance 50.0599</b>	<b>11</b>	<b>7</b>	<b>0</b>	<b>0</b>	<b>18</b>
<b>Grand Total</b>	<b>380</b>	<b>127</b>	<b>14</b>	<b>14</b>	<b>535</b>

## Fall 2018 Graduate Enrollment - Naropa University

Graduate Programs by Ethnicity										
	Hispanic	Native American	Asian	African American	Multi-Racial	Pacific Islander	Non-US Citizen	Unknown	White	Total
<b>Clinical Mental Health Counseling (all)</b>	<b>40</b>	<b>2</b>	<b>9</b>	<b>9</b>	<b>18</b>	<b>1</b>	<b>17</b>	<b>17</b>	<b>285</b>	<b>398</b>
<i>CMHC: Mindfulness Based Transpersonal Counseling (TMBC - formerly COUN) 42.2803</i>	13	1	4	1	8	0	7	6	102	142
<i>CMHC: Transpersonal Art Therapy (TCAT - formerly ARTH) 42.2803</i>	5	0	0	0	1	0	1	1	44	52
<i>CMHC: Transpersonal Wilderness Therapy (TCWT - formerly WILD) 42.2803</i>	3	0	0	2	2	0	2	0	35	44
<i>CMHC: Mindfulness Based Transpersonal Counseling Hybrid 42.2803</i>	0	0	1	0	2	0	0	1	16	20
<i>CMHC: Contemplative Psychology and Buddhist Psychology (CPBP - formerly CPSY) 42.2803</i>	13	1	2	1	4	1	7	7	52	88
<i>CMHC: Somatic Counseling (all) 42.2803</i>	6	0	2	5	1	0	0	2	36	52
<i>CMHC: Somatic Counseling Body Psychotherapy</i>	4	0	1	0	0	0	0	0	21	26
<i>CMHC: Somatic Counseling Dance Movement</i>	2	0	1	5	1	0	0	2	13	24
<i>CMHC: Somatic Counseling Dual</i>	0	0	0	0	0	0	0	0	2	2
<b>Contemplative Education 13.9999</b>	<b>0</b>	<b>0</b>	<b>0</b>	<b>0</b>	<b>0</b>	<b>0</b>	<b>1</b>	<b>0</b>	<b>4</b>	<b>5</b>
Creative Writing (Low Residency) 23.1302	0	0	0	0	0	0	0	1	12	13
<b>Creative Writing and Poetics 23.1302</b>	<b>3</b>	<b>1</b>	<b>0</b>	<b>1</b>	<b>1</b>	<b>0</b>	<b>0</b>	<b>1</b>	<b>15</b>	<b>22</b>
Ecopsychology 42.9999	5	0	0	0	1	0	2	1	16	25
<b>Master of Divinity 39.0701</b>	<b>1</b>	<b>0</b>	<b>0</b>	<b>0</b>	<b>4</b>	<b>0</b>	<b>2</b>	<b>0</b>	<b>10</b>	<b>17</b>
Religious Studies MA 38.0201	1	0	0	0	1	0	0	1	3	6
<b>Religious Studies with Language 38.0201</b>	<b>3</b>	<b>0</b>	<b>0</b>	<b>1</b>	<b>0</b>	<b>0</b>	<b>1</b>	<b>1</b>	<b>10</b>	<b>16</b>
Resilient Leadership 30.0601	2	0	0	1	2	0	0	1	9	15
<b>Theater: Contemporary Performance 50.0599</b>	<b>2</b>	<b>0</b>	<b>1</b>	<b>1</b>	<b>1</b>	<b>0</b>	<b>0</b>	<b>0</b>	<b>13</b>	<b>18</b>
<b>Total:</b>	<b>57</b>	<b>3</b>	<b>10</b>	<b>13</b>	<b>28</b>	<b>1</b>	<b>23</b>	<b>23</b>	<b>377</b>	<b>535</b>



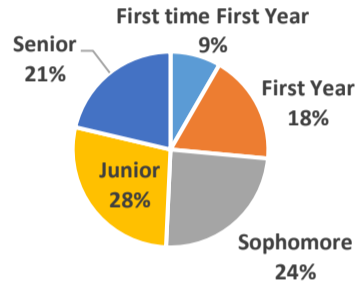
## Fall 2018 Undergraduate Enrollment - Naropa University

Students registered for .5 or more credit hours for the Fall 2018 semester, per census data extracted from Jenzabar CX on 09.07.2018

### Undergraduate Majors by FA18 Classification at census

Classification:	First time						Total
	Certificate	First Year	First Year	Sophomore	Junior	Senior	
<b>Total:</b>	1	34	74	99	114	87	<b>409</b>
<b>By 1st major:</b>							
Art Therapy (51.2301)	0	2	7	11	9	4	<b>33</b>
Contemplative Psychology (42.0101)	0	10	27	32	37	26	<b>132</b>
Creative Writing and Literature (23.0101)	0	0	6	4	2	11	<b>23</b>
Early Childhood Education (13.1210)	0	0	0	3	5	3	<b>11</b>
Elementary Education (13.1202)	0	3	2	4	1	0	<b>10</b>
Environmental Studies (03.0103)	0	2	4	5	10	7	<b>28</b>
Interdisciplinary Studies (30.9999)	0	5	9	20	17	10	<b>61</b>
Music (50.0901)	0	3	3	1	8	7	<b>22</b>
Peace Studies (30.0501)	0	0	1	2	1	4	<b>8</b>
Religious Studies (38.0201)	0	1	1	3	5	7	<b>17</b>
Traditional Eastern Arts - Yoga (31.0599)	0	0	0	0	2	4	<b>6</b>
Undecided (24.0102)	0	7	8	6	1	0	<b>22</b>
Visual Arts (50.0702)	0	1	3	3	7	2	<b>16</b>
Yoga Studies (51.3602)	1	0	3	5	9	2	<b>19</b>

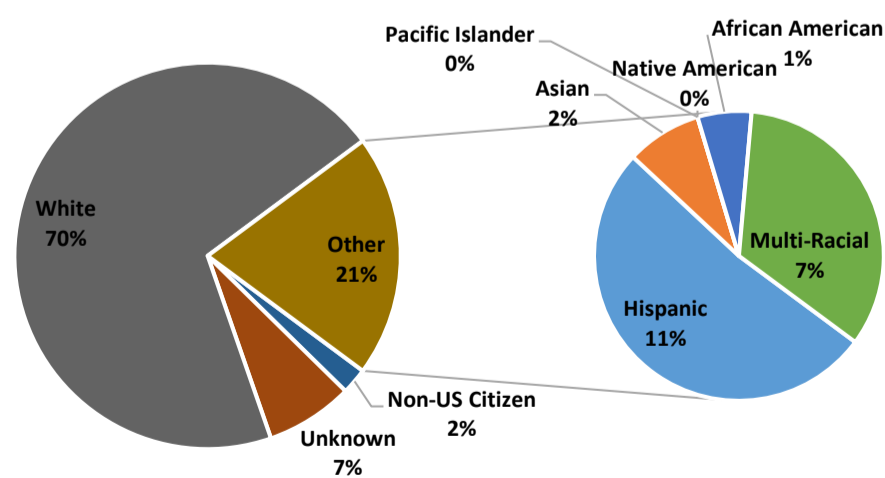
UNDG Fall 2018 Enrollment by Classification



### Fall 2018 Undergraduate Enrollment by Ethnicity

	Hispanic	Asian	Native American	Pacific Islander	African American	Multi-Racial	Non-US Citizen	Unknown	White	Grand Total
Art Therapy (51.2301)	6	1	0	0	0	1	0	0	25	<b>33</b>
Contemplative Psychology (42.0101)	12	2	0	0	4	11	3	12	88	<b>132</b>
Creative Writing and Literature (23.0101)	3	0	0	0	0	0	0	1	19	<b>23</b>
Early Childhood Education (13.1210)	1	0	0	0	0	0	0	0	10	<b>11</b>
Elementary Education (13.1202)	0	0	0	0	0	0	0	0	10	<b>10</b>
Environmental Studies (03.0103)	1	0	0	0	0	2	1	1	23	<b>28</b>
Interdisciplinary Studies (30.9999)	6	0	0	0	1	6	2	6	40	<b>61</b>
Music (50.0901)	2	0	0	0	0	4	1	2	13	<b>22</b>
Peace Studies (30.0501)	2	0	0	0	0	2	0	0	4	<b>8</b>
Religious Studies (38.0201)	2	0	0	0	0	0	0	2	13	<b>17</b>
Traditional Eastern Arts - Yoga (31.0599)	0	1	0	0	0	1	0	1	3	<b>6</b>
Undecided (24.0102)	2	0	0	0	0	0	0	4	16	<b>22</b>
Visual Arts (50.0702)	3	0	0	0	0	0	1	0	12	<b>16</b>
Yoga Studies (51.3602)	3	3	0	0	0	1	1	1	11	<b>20</b>
<b>Total:</b>	<b>43</b>	<b>7</b>	<b>0</b>	<b>0</b>	<b>5</b>	<b>28</b>	<b>9</b>	<b>30</b>	<b>287</b>	<b>409</b>

Fall 2018 Undergraduate students by Ethnicity

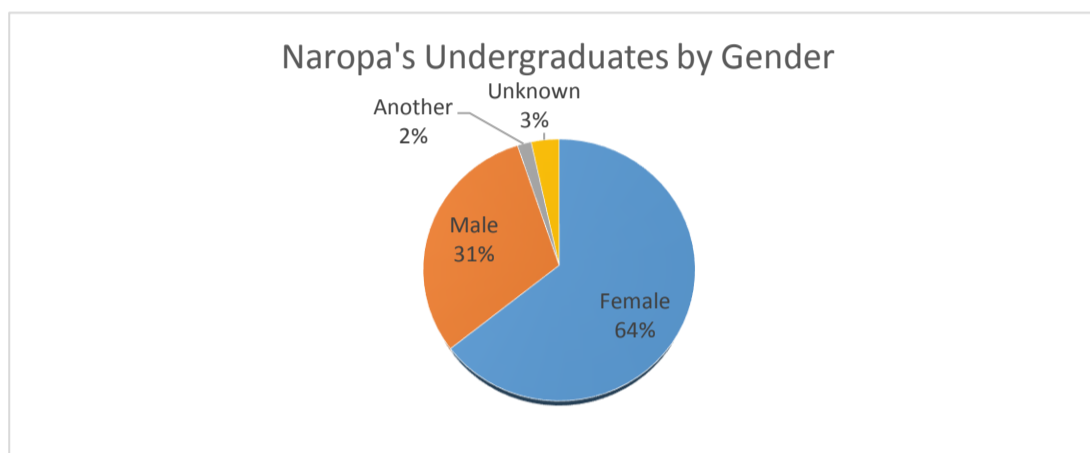


## Fall 2018 Undergraduate Enrollment - Naropa University

Fall 2018 Census Data

### Undergraduate Majors by Gender

1st Major	Female	Male	Another	Unknown	Total
Art Therapy (51.2301)	26	5	0	2	33
Contemplative Psychology (42.0101)	88	40	0	4	132
Creative Writing and Literature (23.0101)	14	8	1	0	23
Early Childhood Education (13.1210)	8	1	0	2	11
Elementary Education (13.1202)	8	2	0	0	10
Environmental Studies (03.0103)	18	8	1	1	28
Interdisciplinary Studies (30.9999)	38	15	5	3	61
Music (50.0901)	7	15	0	0	22
Peace Studies (30.0501)	5	3	0	0	8
Religious Studies (38.0201)	7	9	0	1	17
Traditional Eastern Arts - Yoga (31.0599)	3	3	0	0	6
Undecided (24.0102)	17	5	0	0	22
Visual Arts (50.0702)	12	4	0	0	16
Yoga Studies (51.3602)	12	7	0	1	20
<b>Grand Total</b>	<b>263</b>	<b>125</b>	<b>7</b>	<b>14</b>	<b>409</b>



### 2nd Majors

	1st Major	2nd Major	Total
Art Therapy (51.2301)	33		33
Contemplative Psychology (42.0101)	132	3	135
Creative Writing and Literature (23.0101)	23	1	24
Early Childhood Education (13.1210)	11		11
Elementary Education (13.1202)	10		10
Environmental Studies (03.0103)	28		28
Interdisciplinary Studies (30.9999)	61		61
Music (50.0901)	22	2	24
Peace Studies (30.0501)	8		8
Religious Studies (38.0201)	17	2	19
Traditional Eastern Arts - Yoga (31.0599)	6	3	9
Undecided (24.0102)	22		22
Visual Arts (50.0702)	16		16
Yoga Studies (51.3602)	20	12	32
<b>Grand Total</b>	<b>409</b>	<b>23</b>	<b>432</b>