

## Fall 2016 Graduate Enrollment - Naropa University

Students registered for .5 or more credit hours for the Fall 2017 semester, per census data extracted from Jenzabar CX on 09.09.2016

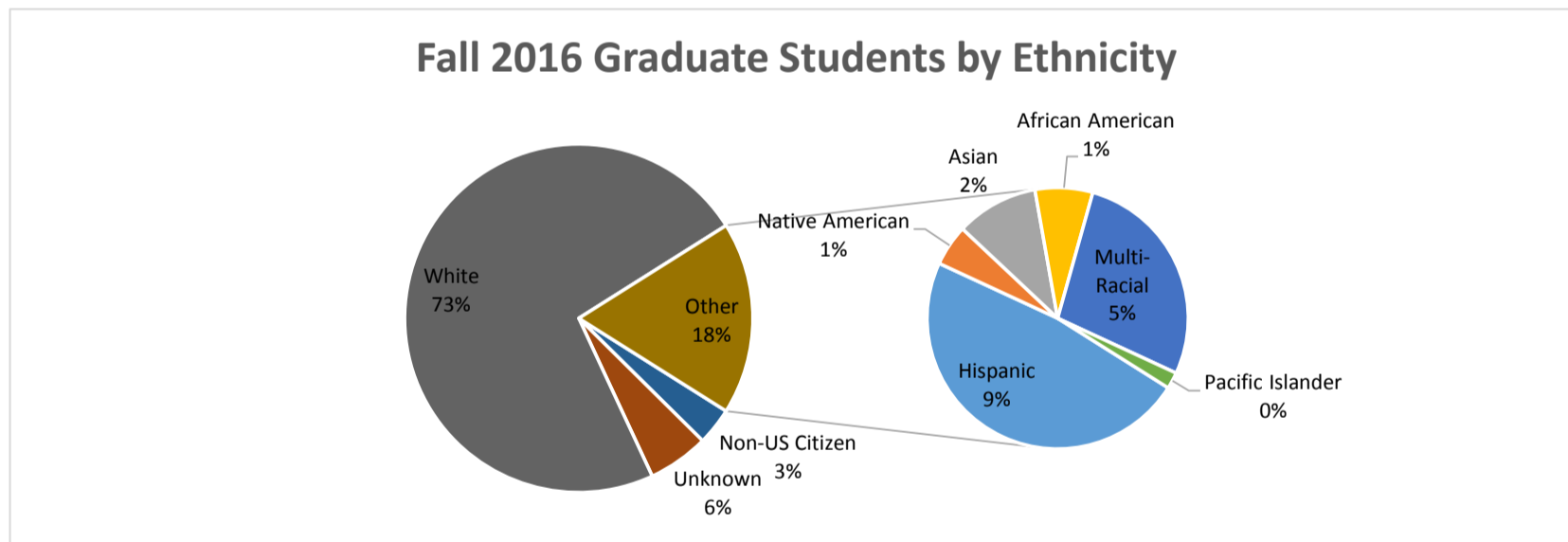
### Graduate Programs by Gender

	Female	Male	Another	Unknown	Total
<b>Clinical Mental Health Counseling (all)</b>	<b>288</b>	<b>96</b>	<b>5</b>	<b>3</b>	<b>392</b>
<i>CMHC: Mindfulness Based Transpersonal Counseling (TMBC - formerly COUN) 42.2803</i>	100	42	1	1	<b>144</b>
<i>CMHC: Transpersonal Art Therapy (TCAT - formerly ARTH) 42.2803</i>	52	1	0	0	<b>53</b>
<i>CMHC: Transpersonal Wilderness Therapy (TCWT - formerly WILD) 42.2803</i>	33	10	1	0	<b>44</b>
<i>CMHC: Contemplative Psychology and Buddhist Psychology (CPBP - formerly CPSY) 42.2803</i>	52	38	2	1	<b>93</b>
<i>CMHC: Somatic Counseling (all) 42.2803</i>	51	5	1	1	<b>58</b>
<i>CMHC: Somatic Counseling Body Psychotherapy</i>	17	2	1	0	<b>20</b>
<i>CMHC: Somatic Counseling Dance Movement</i>	24	1	0	1	<b>26</b>
<i>CMHC: Somatic Counseling Dual</i>	10	2	0	0	<b>12</b>
<b>Contemplative Education 13.9999</b>	<b>12</b>	<b>5</b>	<b>0</b>	<b>1</b>	<b>18</b>
Creative Writing (Low Residency) 23.1302	6	3	0	0	<b>9</b>
<b>Creative Writing and Poetics 23.1302</b>	<b>20</b>	<b>10</b>	<b>1</b>	<b>1</b>	<b>32</b>
Ecopsychology 42.9999	12	6	0	1	<b>19</b>
<b>Master of Divinity 39.0701</b>	<b>10</b>	<b>14</b>	<b>1</b>	<b>0</b>	<b>25</b>
Religious Studies MA 38.0201	7	7	0	1	<b>15</b>
<b>Religious Studies with Language 38.0201</b>	<b>2</b>	<b>10</b>	<b>0</b>	<b>1</b>	<b>13</b>
Resilient Leadership 30.0601	5	5	0	0	<b>10</b>
<b>Theater: Contemporary Performance 50.0599</b>	<b>9</b>	<b>5</b>	<b>1</b>	<b>0</b>	<b>15</b>
<b>Grand Total</b>	<b>371</b>	<b>161</b>	<b>8</b>	<b>8</b>	<b>548</b>

## Fall 2016 Graduate Enrollment - Naropa University

### Graduate Programs by Ethnicity

	Hispanic	Native American	Asian	African American	Multi-Racial	Pacific Islander	Non-US Citizen	Unknown	White	Total
<b>Clinical Mental Health Counseling (all)</b>	<b>36</b>	<b>4</b>	<b>7</b>	<b>6</b>	<b>19</b>	<b>1</b>	<b>9</b>	<b>15</b>	<b>295</b>	<b>392</b>
CMHC: Mindfulness Based Transpersonal Counseling (TMBC - formerly COUN) 42.2803	11	1	2	2	7	0	2	7	112	144
CMHC: Transpersonal Art Therapy (TCAT - formerly ARTH) 42.2803	4	1	1	0	2	0	1	1	43	53
CMHC: Transpersonal Wilderness Therapy (TCWT - formerly WILD) 42.2803	5	0	0	0	3	0	0	0	36	44
CMHC: Contemplative Psychology and Buddhist Psychology (CPBP - formerly CPSY) 42.2803	9	1	1	1	3	1	5	6	66	93
CMHC: Somatic Counseling (all) 42.2803	7	1	3	3	4	0	1	1	38	58
CMHC: Somatic Counseling Body Psychotherapy	2	0	0	0	0	0	0	0	18	20
CMHC: Somatic Counseling Dance Movement	5	0	1	3	2	0	0	1	14	26
CMHC: Somatic Counseling Dual	0	1	2	0	2	0	1	0	6	12
<b>Contemplative Education 13.9999</b>	<b>0</b>	<b>1</b>	<b>0</b>	<b>0</b>	<b>1</b>	<b>0</b>	<b>2</b>	<b>2</b>	<b>12</b>	<b>18</b>
Creative Writing (Low Residency) 23.1302	0	0	1	0	0	0	0	0	8	9
<b>Creative Writing and Poetics 23.1302</b>	<b>3</b>	<b>0</b>	<b>0</b>	<b>0</b>	<b>1</b>	<b>0</b>	<b>1</b>	<b>3</b>	<b>24</b>	<b>32</b>
Ecopsychology 42.9999	0	0	0	0	0	0	1	3	15	19
<b>Master of Divinity 39.0701</b>	<b>2</b>	<b>0</b>	<b>2</b>	<b>0</b>	<b>1</b>	<b>1</b>	<b>0</b>	<b>3</b>	<b>16</b>	<b>25</b>
Religious Studies MA 38.0201	0	0	0	0	2	0	3	2	8	15
<b>Religious Studies with Language 38.0201</b>	<b>2</b>	<b>0</b>	<b>0</b>	<b>0</b>	<b>0</b>	<b>0</b>	<b>1</b>	<b>1</b>	<b>9</b>	<b>13</b>
Resilient Leadership 30.0601	1	0	0	1	0	0	0	1	7	10
<b>Theater: Contemporary Performance 50.0599</b>	<b>3</b>	<b>0</b>	<b>0</b>	<b>0</b>	<b>3</b>	<b>0</b>	<b>2</b>	<b>1</b>	<b>6</b>	<b>15</b>
<b>Total:</b>	<b>47</b>	<b>5</b>	<b>10</b>	<b>7</b>	<b>27</b>	<b>2</b>	<b>19</b>	<b>31</b>	<b>400</b>	<b>548</b>



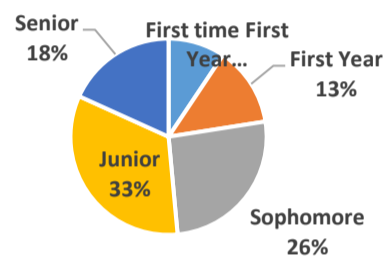
## Fall 2016 Undergraduate Enrollment - Naropa University

Students registered for .5 or more credit hours for the Fall 2016 semester, per census data extracted from Jenzabar CX on 09.09.2016

### Undergraduate Majors by FA16 Classification at census

Classification:	First time						Total
	Certificate	First Year	First Year	Sophomore	Junior	Senior	
<b>Total:</b>	1	35	49	97	124	68	<b>374</b>
<b>By 1st major:</b>							
Art Therapy (51.2301)		0	3	1	2	0	6
Contemplative Psychology (42.0101)		15	12	33	42	27	129
Creative Writing and Literature (23.0101)		1	3	10	12	3	29
Early Childhood Education (13.1210)		2	0	6	3	1	12
Environmental Studies (03.0103)		2	3	7	12	4	28
Interdisciplinary Studies (30.9999)		2	8	14	14	10	48
Music (50.0901)		3	0	4	8	3	18
Peace Studies (30.0501)		0	0	3	6	3	12
Performance				1	1	1	3
Religious Studies (38.0201)		0	2	5	2	4	13
Traditional Eastern Arts - Aikido (31.0599)		0	0	0	0	1	1
Traditional Eastern Arts - Taiji (31.0599)		0	0	0	1	2	3
Traditional Eastern Arts - Yoga (31.0599)	1	1	5	2	12	4	25
Undecided (24.0102)		7	8	10	5	0	30
Visual Arts (50.0702)		2	5	1	4	5	17

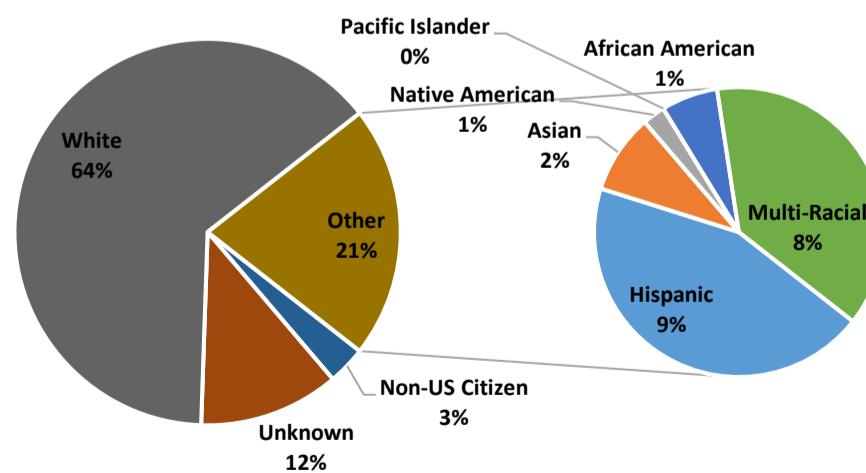
UNDG Fall 2016 Enrollment by Classification



### Fall 2016 Undergraduate Enrollment by Ethnicity

	Hispanic	Asian	Native American	Pacific Islander	African American	Multi-Racial	Non-US Citizen	Unknown	White	Grand Total
Art Therapy (51.2301)	0	0	0	0	0	0	0	0	6	6
Contemplative Psychology (42.0101)	16	3	1	0	2	11	3	11	82	129
Creative Writing and Literature (23.0101)	2	0	0	0	0	3	1	6	17	29
Early Childhood Education (13.1210)	1	0	0	0	0	1	1	1	8	12
Environmental Studies (03.0103)	1	1	0	0	0	2	1	4	19	28
Interdisciplinary Studies (30.9999)	5	2	0	0	1	2	3	7	28	48
Music (50.0901)	1	0	0	0	0	2	2	4	9	18
Peace Studies (30.0501)	1	0	0	0	0	2	0	1	8	12
Performance	1	0	0	0	0	0	1	0	1	3
Religious Studies (38.0201)	1	0	0	0	0	1	0	1	10	13
Traditional Eastern Arts - Aikido (31.0599)	0	0	0	0	0	0	0	0	1	1
Traditional Eastern Arts - Taiji (31.0599)	1	0	0	0	1	1	0	0	1	4
Traditional Eastern Arts - Yoga (31.0599)	1	0	0	0	0	1	0	3	19	24
Undecided (24.0102)	2	1	1	0	1	3	0	5	17	30
Visual Arts (50.0702)	2	0	0	0	0	1	0	1	13	17
<b>Total:</b>	<b>35</b>	<b>7</b>	<b>2</b>	<b>0</b>	<b>5</b>	<b>30</b>	<b>12</b>	<b>44</b>	<b>239</b>	<b>374</b>

Fall 2016 Undergraduate students by Ethnicity

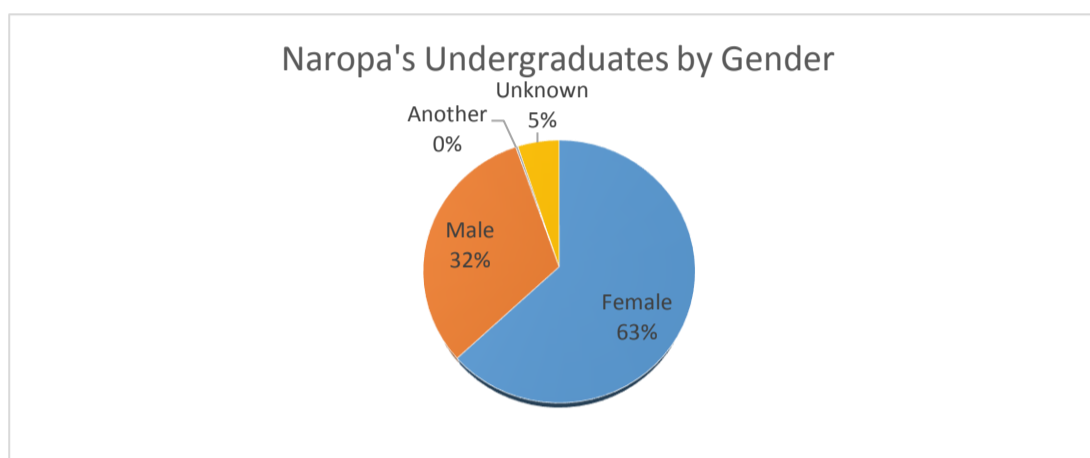


## Fall 2016 Undergraduate Enrollment - Naropa University

Fall 2016 Census Data

### Undergraduate Majors by Gender

1st Major	Female	Male	Another	Unknown	Total
Art Therapy (51.2301)	6	0	0	0	6
Contemplative Psychology (42.0101)	84	38	0	7	129
Creative Writing and Literature (23.0101)	13	12	0	4	29
Early Childhood Education (13.1210)	11	1	0	0	12
Environmental Studies (03.0103)	21	6	0	1	28
Interdisciplinary Studies (30.9999)	32	13	1	2	48
Music (50.0901)	6	11	0	1	18
Peace Studies (30.0501)	7	5	0	0	12
Performance	3	0	0	0	3
Religious Studies (38.0201)	6	7	0	0	13
Traditional Eastern Arts - Aikido (31.0599)	0	1	0	0	1
Traditional Eastern Arts - Taiji (31.0599)	1	2	0	0	3
Traditional Eastern Arts - Yoga (31.0599)	20	5	0	0	25
Undecided (24.0102)	14	14	0	2	30
Visual Arts (50.0702)	12	3	0	2	17
<b>Grand Total</b>	<b>236</b>	<b>118</b>	<b>1</b>	<b>19</b>	<b>374</b>



### 2nd Majors

	1st Major	2nd Major	Total
Art Therapy (51.2301)	6	0	6
Contemplative Psychology (42.0101)	129	2	131
Creative Writing and Literature (23.0101)	29	2	31
Early Childhood Education (13.1210)	12	0	12
Environmental Studies (03.0103)	28	0	28
Interdisciplinary Studies (30.9999)	48	0	48
Music (50.0901)	18	2	20
Peace Studies (30.0501)	12	1	13
Performance	3	0	3
Religious Studies (38.0201)	13	0	13
Traditional Eastern Arts - Aikido (31.0599)	1	0	1
Traditional Eastern Arts - Taiji (31.0599)	3	1	4
Traditional Eastern Arts - Yoga (31.0599)	25	9	34
Undecided (24.0102)	30	0	30
Visual Arts (50.0702)	17	1	18
<b>Grand Total</b>	<b>374</b>	<b>18</b>	<b>392</b>