

Fall 2019 Graduate Enrollment - Naropa University

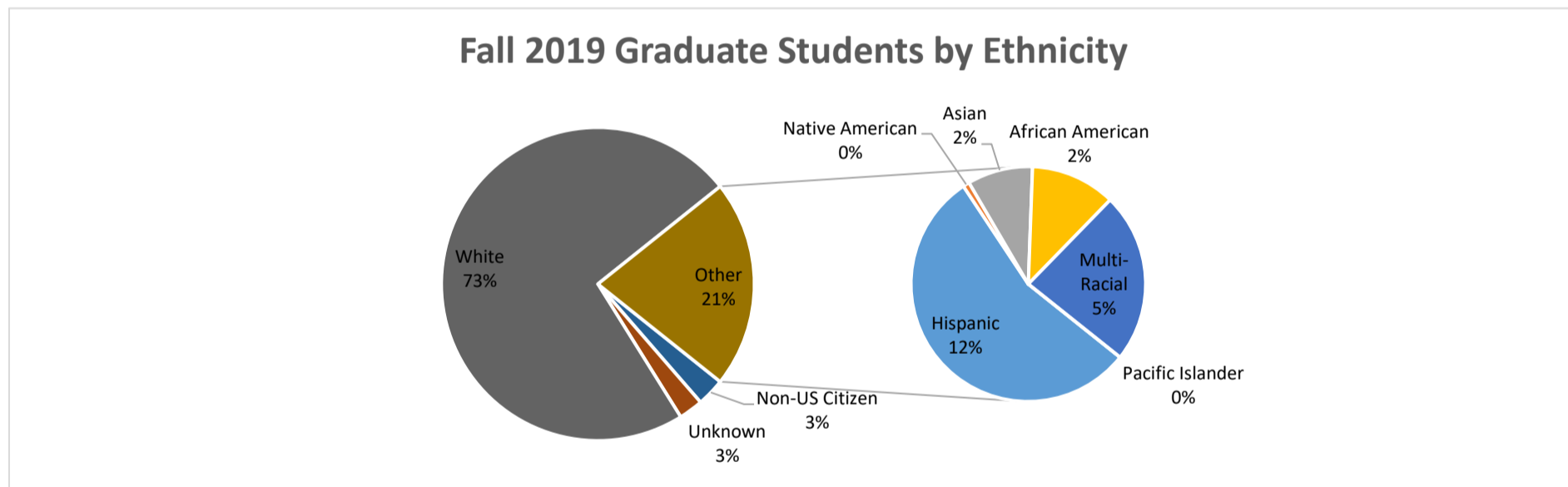
Students registered for .5 or more credit hours for the Fall 2019 semester, per census data extracted from Jenzabar CX on 09.10.2019

Graduate Programs by Gender

	Female	Male	Another	Unknown	Total
Clinical Mental Health Counseling (all)	287	80	11	7	385
<i>CMHC: Mindfulness Based Transpersonal Counseling (TMBC - formerly COUN) 42.2803</i>	97	32	3	2	134
<i>CMHC: Transpersonal Art Therapy (TCAT - formerly ARTH) 42.2803</i>	43	3	2	0	48
<i>CMHC: Transpersonal Wilderness Therapy (TCWT - formerly WILD) 42.2803</i>	32	7	0	1	40
<i>CMHC: Mindfulness Based Transpersonal Counseling Hybrid 42.2803</i>	19	6	0	3	28
<i>CMHC: Contemplative Psychology and Buddhist Psychology (CPBP - formerly CPSY) 42.2803</i>	45	29	3	1	78
<i>CMHC: Somatic Counseling (all) 42.2803</i>	51	3	3	0	57
<i>CMHC: Somatic Counseling Body Psychotherapy</i>	23	3	1	0	27
<i>CMHC: Somatic Counseling Dance Movement</i>	26	0	2	0	28
<i>CMHC: Somatic Counseling Dual</i>	2	0	0	0	2
Contemplative Education 13.9999	0	0	0	0	0
Creative Writing (Low Residency) 23.1302	8	3	1	0	12
Creative Writing and Poetics 23.1302	12	8	2	1	23
Ecopsychology 42.9999	28	5	0	0	33
Master of Divinity 39.0701	8	6	2	1	17
Religious Studies MA 38.0201	4	4	0	0	8
Religious Studies with Language 38.0201	4	5	0	1	10
Resilient Leadership 30.0601	9	8	2	0	19
Theater: Contemporary Performance 50.0599	5	6	0	0	11
Grand Total	365	125	18	10	518

Fall 2019 Graduate Enrollment - Naropa University

Graduate Programs by Ethnicity										
	Hispanic	Native American	Asian	African American	Multi-Racial	Pacific Islander	Non-US Citizen	Unknown	White	Total
Clinical Mental Health Counseling (all)	41	1	7	8	15	0	12	11	290	385
<i>CMHC: Mindfulness Based Transpersonal Counseling (TMBC - formerly COUN) 42.2803</i>	19	1	2	3	5	0	5	4	95	134
<i>CMHC: Transpersonal Art Therapy (TCAT - formerly ARTH) 42.2803</i>	4	0	0	0	3	0	0	1	40	48
<i>CMHC: Transpersonal Wilderness Therapy (TCWT - formerly WILD) 42.2803</i>	2	0	0	2	0	0	2	1	33	40
<i>CMHC: Mindfulness Based Transpersonal Counseling Hybrid 42.2803</i>	1	0	0	1	2	0	0	3	21	28
<i>CMHC: Contemplative Psychology and Buddhist Psychology (CPBP - formerly CPSY) 42.2803</i>	8	0	2	1	3	0	4	1	59	78
<i>CMHC: Somatic Counseling (all) 42.2803</i>	7	0	3	1	2	0	1	1	42	57
<i>CMHC: Somatic Counseling Body Psychotherapy</i>	3	0	1	0	0	0	0	0	23	27
<i>CMHC: Somatic Counseling Dance Movement</i>	4	0	2	1	2	0	1	1	17	28
<i>CMHC: Somatic Counseling Dual</i>	0	0	0	0	0	0	0	0	2	2
Contemplative Education 13.9999	0	0	0	0	0	0	0	0	0	0
Creative Writing (Low Residency) 23.1302	0	0	0	0	0	0	0	0	12	12
Creative Writing and Poetics 23.1302	4	0	0	1	0	0	1	1	16	23
Ecopsychology 42.9999	5	0	1	1	3	0	0	0	23	33
Master of Divinity 39.0701	2	0	0	0	2	0	1	0	12	17
Religious Studies MA 38.0201	3	0	0	1	3	0	0	0	1	8
Religious Studies with Language 38.0201	2	0	1	1	0	0	1	1	4	10
Resilient Leadership 30.0601	2	0	0	1	3	0	0	0	13	19
Theater: Contemporary Performance 50.0599	2	0	1	0	0	0	0	0	8	11
Total:	61	1	10	13	26	0	15	13	379	518



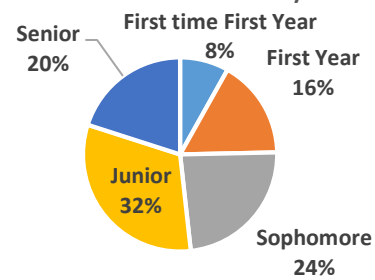
Fall 2019 Undergraduate Enrollment - Naropa University

Students registered for .5 or more credit hours for the Fall 2019 semester, per census data extracted from Jenzabar CX on 09.10.2019

Undergraduate Majors by FA19 Classification at census

Classification:	First time						Total
	Certificate	First Year	First Year	Sophomore	Junior	Senior	
Total:	2	30	61	87	117	74	371
By 1st major:							
Art Therapy (51.2301)	0	3	5	10	10	7	35
Contemplative Psychology (42.0101)	0	12	19	35	41	29	136
Creative Writing and Literature (23.0101)	0	2	5	5	5	2	19
Early Childhood Education (13.1210)	0	0	0	0	4	3	7
Elementary Education (13.1202)	0	1	3	3	2	2	11
Environmental Studies (03.0103)	0	3	7	6	7	4	27
Interdisciplinary Studies (30.9999)	0	3	9	12	20	10	54
Music (50.0901)	0	1	2	2	3	4	12
Peace Studies (30.0501)	0	0	0	0	2	0	2
Religious Studies (38.0201)	0	0	3	3	8	5	19
Traditional Eastern Arts - Yoga (31.0599)	2	0	0	0	0	3	5
Undecided (24.0102)	0	3	4	4	2	0	13
Visual Arts (50.0702)	0	1	2	1	1	3	8
Yoga Studies (51.3602)	0	1	2	6	12	2	23

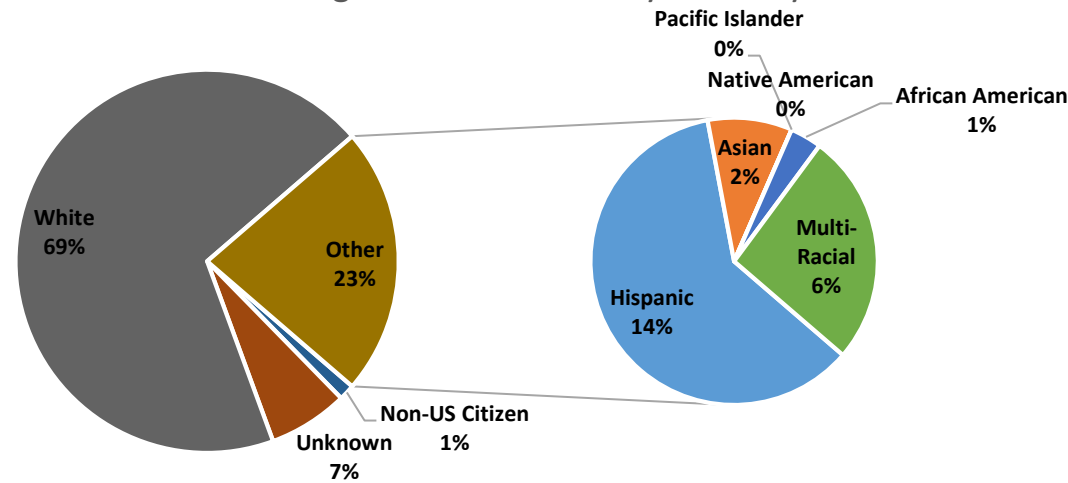
UNDG Fall 2019 Enrollment by Classification



Fall 2019 Undergraduate Enrollment by Ethnicity

	Hispanic	Asian	Native American	Pacific Islander	African American	Multi-Racial	Non-US Citizen	Unknown	White	Grand Total
Art Therapy (51.2301)	4	1	0	0	0	0	0	3	27	35
Contemplative Psychology (42.0101)	16	3	0	0	2	11	1	6	97	136
Creative Writing and Literature (23.0101)	4	1	0	0	1	1	0	1	11	19
Early Childhood Education (13.1210)	1	0	0	0	0	0	0	0	6	7
Elementary Education (13.1202)	1	0	0	0	0	0	0	0	10	11
Environmental Studies (03.0103)	7	0	0	0	0	4	0	1	15	27
Interdisciplinary Studies (30.9999)	4	0	0	0	0	3	3	7	37	54
Music (50.0901)	3	1	0	0	0	0	0	1	7	12
Peace Studies (30.0501)	1	0	0	0	0	0	0	0	1	2
Religious Studies (38.0201)	2	0	0	0	0	0	0	1	16	19
Traditional Eastern Arts - Yoga (31.0599)	0	0	0	0	0	0	0	2	3	5
Undecided (24.0102)	2	0	0	0	0	0	0	2	9	13
Visual Arts (50.0702)	3	0	0	0	0	0	1	1	3	8
Yoga Studies (51.3602)	3	2	0	0	0	3	0	0	15	23
Total:	51	8	0	0	3	22	5	25	257	371

Fall 2019 Undergraduate students by Ethnicity

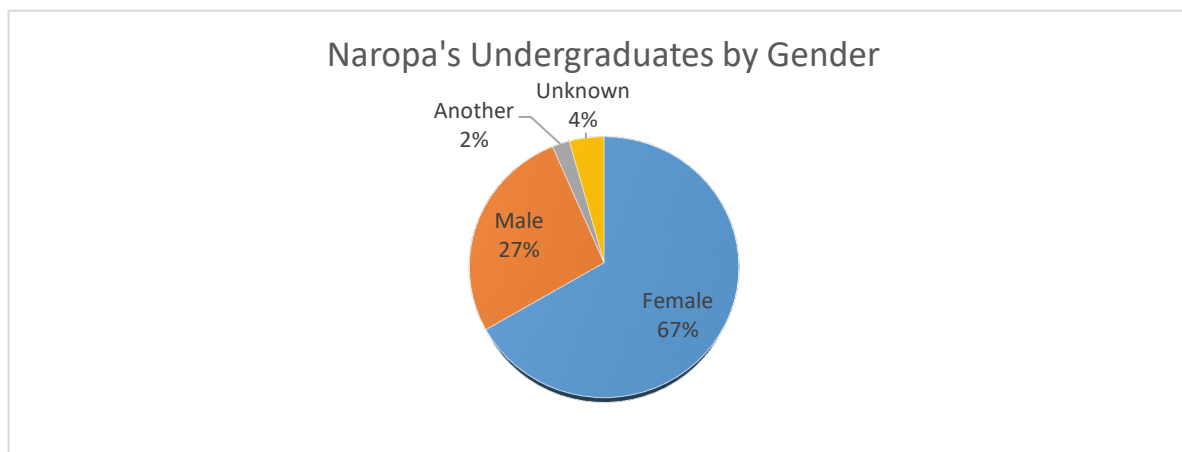


Fall 2019 Undergraduate Enrollment - Naropa University

Fall 2019 Census Data

Undergraduate Majors by Gender

1st Major	Female	Male	Another	Unknown	Total
Art Therapy (51.2301)	27	5	1	2	35
Contemplative Psychology (42.0101)	91	41	1	3	136
Creative Writing and Literature (23.0101)	12	3	4	0	19
Early Childhood Education (13.1210)	5	0	0	2	7
Elementary Education (13.1202)	8	3	0	0	11
Environmental Studies (03.0103)	21	5	1	0	27
Interdisciplinary Studies (30.9999)	39	8	1	6	54
Music (50.0901)	5	7	0	0	12
Peace Studies (30.0501)	2	0	0	0	2
Religious Studies (38.0201)	8	9	0	2	19
Traditional Eastern Arts - Yoga (31.0599)	3	2	0	0	5
Undecided (24.0102)	7	6	0	0	13
Visual Arts (50.0702)	5	3	0	0	8
Yoga Studies (51.3602)	14	8	0	1	23
Grand Total	247	100	8	16	371



2nd Majors

	1st Major	2nd Major	Total
Art Therapy (51.2301)	35		35
Contemplative Psychology (42.0101)	136	4	140
Creative Writing and Literature (23.0101)	19	2	21
Early Childhood Education (13.1210)	7	1	8
Elementary Education (13.1202)	11		11
Environmental Studies (03.0103)	27		27
Interdisciplinary Studies (30.9999)	54		54
Music (50.0901)	12	0	12
Peace Studies (30.0501)	2		2
Religious Studies (38.0201)	19	4	23
Traditional Eastern Arts - Yoga (31.0599)	5	1	6
Undecided (24.0102)	13		13
Visual Arts (50.0702)	8	4	12
Yoga Studies (51.3602)	23	17	40
Grand Total	371	33	404